

# The Dewey Dice Activity

## Prepare:

- Print dice pattern on colored CARDSTOCK.
- Print numbers on white or colored PAPER.
- Cut numbers along the outside edge of the borders.
- Apply numbers to the UNTRIMMED dice pattern\*

\*Use STICK GLUE, not rubber cement or white glue.

- Laminate each dice pattern. Trim: cut along solid lines, fold along dotted lines.
- Tape dice closed if needed.



## Activity:

- Students roll the dice and arrange to form a Dewey call number.
- Guess which subject can be found within the call number displayed on the top of the dice.
- Use the “Dewey Decimal System” sheet as a guide.

## Suggestion:

- Make up extra sets so you can have more groups working with the dice sets.
- Keep one die on the table with the “0” displayed. Roll the other two dice to form a call number.

# The DEWEY DECIMAL SYSTEM

## 000 GENERALITIES

- 000 Computers, Loch Ness monster, Bigfoot, UFOs,
- 020 Internet
- 030 Encyclopedias and almanacs
- 060 Museums
- 070 Newspapers



## 100 PHILOSOPHY

- 130 Ghosts and the supernatural
- 150 Optical illusions, feelings
- 170 Emotions, values, animal rights



## 200 RELIGION

- 220 Old/New Testament Bible stories
- 270 Church history
- 290 Mythology, world religions



## 300 SOCIAL SCIENCES

- 300 Social Issues - immigration, racism, world cultures
- 320 Government
- 330 Careers
- 340 Court system, famous trials
- 350 Military equipment - tanks, submarines
- 360 Drugs, environmental issues, Boy Scouts,
- 370 Education, phonics
- 380 History of transportation
- 390 Holidays, fairy tales




## 400 LANGUAGES

- 410 Sign language
- 420 Dictionaries, grammar
- 490 Hieroglyphics



## 500 SCIENCE AND MATH


- 500 Science Experiments
- 510 Mathematics
- 520 Stars, planets, astronomy
- 530 Physical Science - force and motion, electricity, magnetism
- 540 Chemistry, atoms & molecules
- 550 Volcanoes, earthquakes, weather
- 560 Dinosaurs, prehistoric animals
- 570 Forests, deserts, mountains, oceans, evolution
- 580 Plants and trees
- 590 Animals and insects



## Find what you're looking for!

### 600 APPLIED SCIENCE

- 600 Inventions
- 610 Human body, disease
- 620 Spaceships, trains, cars
- 630 Pets
- 640 Cookbooks, organizing, sewing
- 650 Careers, secret codes
- 670 Paper making
- 680 Woodworking
- 690 Building



### 700 ART

- 710 Art Appreciation, art history
- 720 Architecture
- 730 Origami
- 740 Drawing, crafts, sewing, knitting
- 750 Painting
- 760 Print making
- 770 Photography
- 780 Music
- 790 Sports, games, magic, camping, fishing



### 800 LITERATURE

- 810 Poetry, Plays, jokes and riddles
- 820 Shakespeare

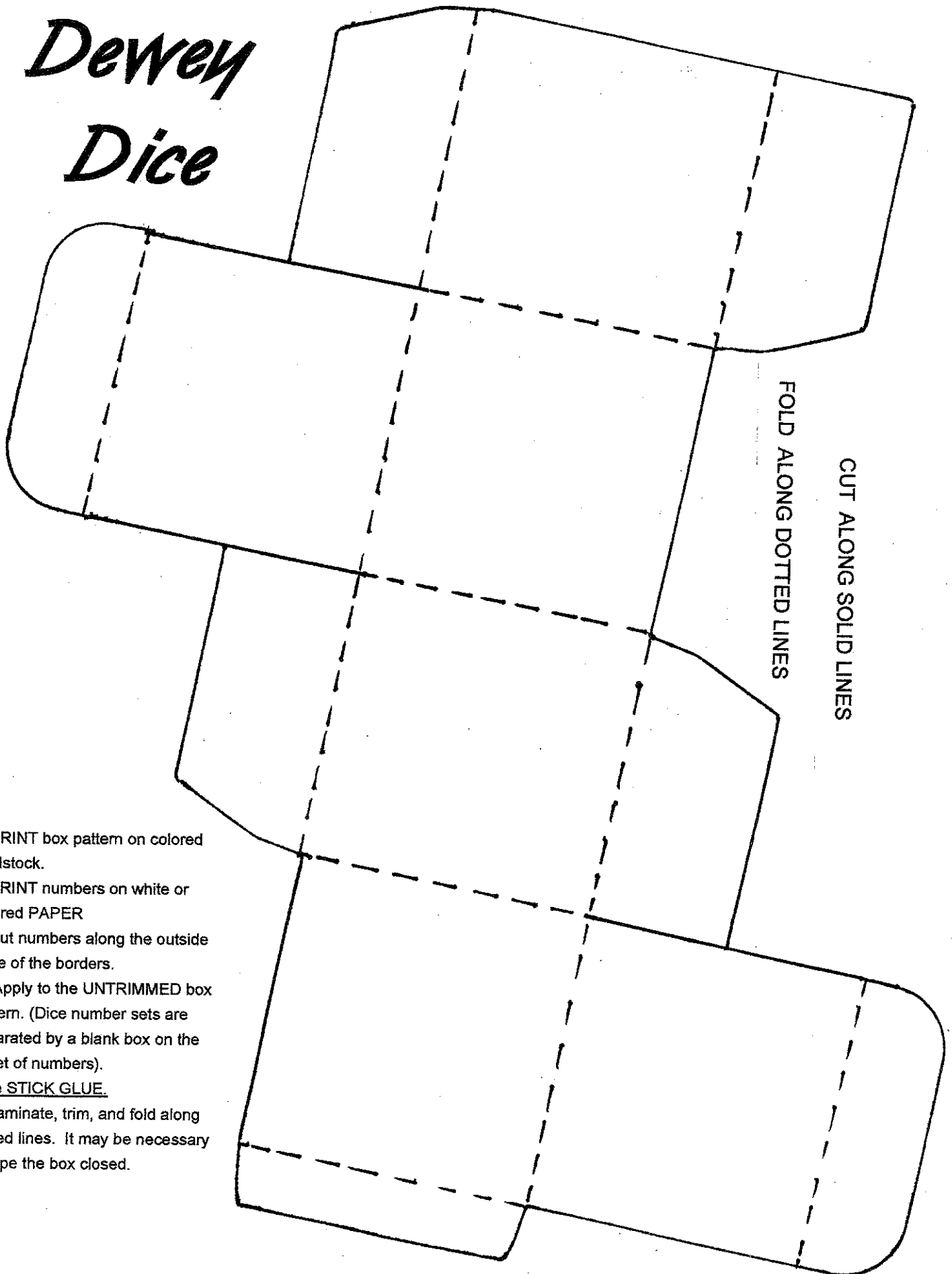


### 900 GEOGRAPHY AND HISTORY

- 900 American History by decade
- 910 Explorers, atlases
- 920 Flags
- 930 Archeology, ancient civilizations
- 940 Knights, castles, World War I & II, European countries
- 950 Asian and Middle Eastern countries
- 960 African countries
- 970 North and Central America, Native American tribes, American history, states
- 980 South American countries
- 990 Pacific Islands, Australia



# Dewey Dice



1. PRINT box pattern on colored cardstock.
2. PRINT numbers on white or colored PAPER
3. Cut numbers along the outside edge of the borders.
4. Apply to the UNTRIMMED box pattern. (Dice number sets are separated by a blank box on the sheet of numbers).  
Use STICK GLUE.
5. Laminate, trim, and fold along dotted lines. It may be necessary to tape the box closed.

